




Low Smoke & Fume



PERIMETER SYSTEMS - 3 COMPARTMENT TRUNKING & FITTINGS

Trunking & Fittings: BS EN 50085, Mini Trunking Switch & Socket Boxes:BS 5733 & 4662

Item code	Description	Standard packs
-----------	-------------	----------------

Angled Dado Trunking - Symphony - 160mm x 50mm x 2.9mtrs White

LSF DP1 BU1 0	Base x 2.9mtrs	2 Lgths.
LSF DP1 BL1 0	Bevelled Lid (Top) x 2.9mtrs	2
LSF DP1 CL1 0	Centre Lid x 2.9mtrs	2
LSF DP1 BL1 0	Bevelled Lid (Bottom) x 2.9mtrs	2
LSF DP1 IB1 0	Internal Bend	5 Sets.
LSF DP1 EB1 0	External Bend	5
LSF DP1 C1 0	Coupler	5
LSF DP1 EC1 0	End Cap L/R	5
LSF DP1 FA1 0	Flat Angle	1 Each.
LSF DP1 FT1 0	Flat Tee	1

Skirting Trunking - Signature - 160mm x 50mm x 2.9mtrs White


LSF DP1 BU1 0	Base x 2.9mtrs	2 Lgths.
LSF DP1 BL1 0	Bevelled Lid (Top) x 2.9mtrs	2
LSF DP1 CL1 0	Centre Lid x 2.9mtrs	2
LSF DP2 AL 2 0	Angle Lid (Bottom) x 2.9mtrs	2
LSF DP2 IB 2 0	Internal Bend	5 Sets.
LSF DP2 EB2 0	External Bend	5
LSF DP2 C2 0	Coupler	5
LSF DP2 EC2 0	End Cap L/R	5
LSF DP2 FA2 0	Flat Angle	1 Each
LSF DP2 FT2 0	Flat Tee	1

Square Dado Trunking - Chorus - 160mm x 50mm x 2.9mtrs White

LSF DP1 BU1 0	Base x 3mtrs	2 Lgths.
LSF DP2 AL2 0	Angle Lid (Top) x 2.9mtrs	2
LSF DP1 CL1 0	Centre Lid x 2.9mtrs	2
LSF DP2 AL 2 0	Angle Lid (Bottom) x 2.9mtrs	2
LSF DP4 IB 4 0	Internal Bend	5 Sets.
LSF DP4 EB4 0	External Bend	5
LSF DP4 C4 0	Coupler	5
LSF DP4 EC4 0	End Cap L/R	5
LSF DP4 FA4 0	Flat Angle	1 Each.
LSF DP4 FT4 0	Flat Tee	1
LSF DP1 SB 0	1 Gang Flush Box with 4 pillars	20 Pcs.
LSF DP2 SB 0	2 Gang Flush Box	10

Skirting Trunking & Fittings - 100mm x 25mm x 2.9mtrs White

LSF DSKT 1	Skirting Trunking (3 compartment)	2
LSF DSKEB 1	1 External Bend	10
LSF DSKIB 1	1 Internal Bend	10
LSF DSKA 1	1 Mounting Adaptor	10
LSF DSKC 1	1 Coupler	50
LSF DSKEC 1 L/R	1/ L End Cap - L/R	100
LSF DSKCR 1	1 Cable Retainer	100



Above DADO Fittings pictures feature **Symphony** Trunking

•Choice of custom decorative designs (eg. wood burl, wood grain and marble) and colours are available. Ask for design and colour database.

COVING, MINI, MAXI TRUNKING & FITTINGS, MOUNTING BOXES

Trunking & Fittings: BS EN 50085, Mini Trunking Switch & Socket Boxes: BS 5733 & 4662

Item code	Description	Standard packs
Ceiling Coving Trunking - 127mm x 127mm x 2.9mtrs White		
LSF CT127	Coving Trunking x 2.9mtrs	2 Lgths.
LSF CTAO	External Bend	2 Pcs.
LSF CTAI	Internal Bend	2
LSF CTSC	Coupler	6
LSF CTEC	End Cap	2

Mini Trunking & Fittings x 2.9mtrs


LSF DMTO	Micro Trunking	50 Lgths.
LSF DMT 1/2/3/4/5	Mini Trunking	30/20/20/15/8
LSF DMT 0/1/2/3/4/5 SF	Self Fixing Mini Trunking	50/30/20/20/15/8
LSF DMT 3C	Twin Compartment Trunking	20
LSF DMNC 1/2/3/4/5	Mini Trunking Couplers	100/100/100/100/50 Pcs.
LSF DMNA 1/2	Mini Trunking Adaptors	100/100
LSF DMEC 1/2/3/4/5	Mini Trunking End Caps	200/200/200/100/100
LSF DMAI 1/2/3/4/5	Mini Trunking Inside Angle	100/100/50/50/25
LSF DMAO 1/2/3/4/5	Mini Trunking Outside Angle	100/100/50/50/25
LSF DMAF 1/2/3/4/5	Mini Trunking Flat Angle	100/100/100/50/25
LSF DMTF 1/2/3/4/5	Mini Trunking Flat Tee	100/50/50/50/25
LSF DSO 2	1G Surface Mounting Box Plain	20
LSF DSO 2/A	1G SMB with 16X16mm & 25X16mm Trunking KO	20
LSF DSO 2/B	1G SMB with 38X16mm Trunking KO	20
LSF DSO 2/C	1G SMB with 16X16mm & 25X16mm Trunking Centre KO	20
LSF DST 2	2G Surface Mounting Box Plain	10
LSF DST 2/A	2G SMB with 16X16mm & 25X16mm Trunking KO	10
LSF DST 2/B	2G SMB with 38X16mm Trunking KO	10
LSF DST 2/C	2G SMB with 16X16mm & 25X16mm Trunking Centre KO	10

Laminated Mini Trunking x 2.9mtrs

LSF DMT 1/2 CG	Laminated Trunking - Chrome Glossy	30/20 Lgths.
LSF DMT 1/2 GG	Laminated Trunking - Gold Glossy	30/20

Maxi Trunking & Fittings

LSF DXT 1/2/3/4A/4/5/6	Maxi Trunking	8/4/4/4/4/2/2 Lgths.
LSF DDF 0/1/2/3	Maxi Trunking Dividing Fillets	10/10/10/10
LSF DIC 1/2/3/4A/4/5/6	Maxi Trunking Internal Coupler	50/14/14/14/14/14/14 Pcs.
LSF DSC 1/2/3/4A/4/5/6	Maxi Trunking Straight Coupler	2/2/2/2/2/2/2
LSF DMXEC1/2/3/4A/4/5/6	Maxi Trunking End Cap (Moulded)	50/25/25/20/20/30/30
LSF DAI 1/2/3/4A/4/5/6	Maxi Trunking Inside Angle	2/2/2/2/2/2/2
LSF DAO 1/2/3/4A/4/5/6	Maxi Trunking Outside Angle	2/2/2/2/2/2/2
LSF DAF 1/2/3/4A/4/5/6	Maxi Trunking Flat Angle	2/2/2/2/2/2/2
LSF DTF 1/2/3/4A/4/5/6	Maxi Trunking Flat Tee	2/2/2/2/2/2/2
LSF DTE 1/2/3/4A/4/5/6	Maxi Trunking Edge Tee	2/2/2/2/2/2/2
LSF DCF 1/2/3/4A/4/5/6	Maxi Trunking Flat Crossover Unit	2/2/2/2/2/2/2
LSF DXTB 1	Maxi Trunking Flush Accessory Box 1G with 4 Mounting Pillars	10
LSF DXTB 2	Maxi Trunking Flush Accessory Box 2G with 4 Mounting Pillars	20



•Size mm

DMT : 0 = 12 X 8, 1 = 16 X 16, 2 = 25 X 16, 3 = 38 X 16, 4 = 38 X 25, 5 = 38 X 38

DXT: 1 = 50 X 50, 2 = 75 X 50, 3 = 75 X 75, 4 = 100 X 50, 4A = 100 X 40, 5 = 100 X 100, 6 = 150 X 100

SUPER HIGH IMPACT CONDUIT & FITTINGS

BS EN 61386-21

Item code	Description				Standard packs
Heavy, Medium & Light Gauge Conduits x 2.9mtrs - Black / White					
	Size mm	DCV	DCH	DCL	
LSF XXX 1	16	H.D./1250N	M.D./750N	L.D./320N	50 Lgths.
LSF XXX 2	20	H.D./1250N	M.D./750N	L.D./320N	20
LSF XXX 3	25	H.D./1250N	M.D./750N	L.D./320N	20
LSF XXX 4	32	H.D./1250N	M.D./750N	L.D./320N	10
LSF XXX 5	38	H.D./1250N	M.D./750N	L.D./320N	10
LSF XXX 6	50	H.D./1250N	M.D./750N	L.D./320N	10

Oval Conduits x 3mtrs - White BS EN 61386-21

LSF DOV 1	16 x 0.8 mm	50 Lgths.
LSF DOV 2	20 X 1.8	20
LSF DOV 3	25 X 1.0	20

Pliable Conduit - Corrugated Black / White BS EN 61386-21

LSF DPH 2/3	20 / 25 Heavy guage	50 mtrs/roll
LSF DPL 2/3	20 / 25 Light guage	50

Rectangular Channels x 2mtrs - White BS EN 61386-21

LSF DQC 1	16 x 1.1 mm	50 Lgths.
LSF DQC 2	20 x 1.2 mm	50
LSF DQC 3	25 x 1.4 mm	50

US Schedule 40 Conduits x 3mtrs Grey NEMA TC2

Item code	Trade / Metric	Dimensions (mm)		Standard packs
	Sizes Inch/mm	Maximum Outer Diameter	Minimum Wall Thickness	
DCS4-1	1/2" / 16 mm	21.54	2.77	20 Lgths.
DCS4-2	3/4" / 21 mm	26.92	2.87	10
DCS4-3	1" / 27 mm	33.66	3.38	10
DCS4-4	1 1/4" / 35 mm	42.47	3.56	5
DCS4-5	1 1/2" / 41 mm	48.56	3.68	5
DCS4-6	2" / 53 mm	60.63	3.91	1
DCS4-7	3" / 78 mm	89.28	5.49	1
DCS4-8	4" / 103 mm	115.57	6.02	1
DCS4-9	6" / 155 mm	169.54	7.11	1

Conduit Fittings - Black / White BS EN 61386-21

LSF DPA2/3	Pliable Conduit Adaptors	50/100	Pcs.
LSF DNC 2/3/4/5/6	Straight Couplers	100/50/50/25/20	
LSF DEC 2/3/4/5/6	Expansion Couplers	50/25/10/10/10	
LSF DLB 2/3/4/5/6	Normal Bends	20/10/5/2/2	
LSF DHB 2/3/4/5/6	Normal Bends	20/10/5/2/2	
LSF DIB 2/3	Inspection Bends	25/20	
LSF DIT 2/3	Inspection Tees	20/20	
LSF DIE 2/3	Inspection Elbows	25/25	
LSF DSS 2/3/4/5/6	Strap Saddles	100/100/100/50/50	
LSF DSB 2/3/4/5/6	Spacer Bar Saddles	100/50/50/25/25	
LSF DFA 2/3/4/5/6	Female Adaptors	10/50/25/20/20	
LSF DRC 2/3	Round Spring Clips	200/100	


•Size: 1=16mm, 2= 20mm, 3= 25mm, 4= 32mm, 5= 38mm, 6= 50mm



ROUND CONDUIT CIRCULAR JUNCTION BOXES, MOUNTING BOXES

Conduit Fittings: BS EN 61386-21, Conduit Switch & Socket Boxes: BS 5733/4662

Item code	Description	Standard packs
LSF DMA 2/3	Male Adaptors	100/50 Pcs.
LSF DMB 2/3/4/5/6	Threaded Bush	200/100/100/50/25
LSF DFB 2/3	Threaded Lock Rings	200/200
LSF DRD 2	Reducers	100
LSF DCEC 2/3/4/5/6	Conduit End Caps	100/100/50/25/20
LSF DER 2/3	Circular Extension Rings	50/50
LSF DLI 2/3	Loop In Box	25/25
LSF DNS	No Spout Box	25
LSF DJO 2/3	Terminal - One Way	25/25
LSF DJT 2/3	Through - Two Way	25/25
LSF DJA 2/3	Angle - Two Way	20/20
LSF DJE 2/3	Tee - Three Way	20/20
LSF DJF 2/3	Intersection Four Way	20/20
LSF DJU 2/3	U - Two Way	20/20
LSF DJY 2/3	Y - Three Way	20/20
LSF DJH 2/3	H - Four Way	20/20
LSF DSL 1	Square Lids	100
LSF DLC 1	Circular Lids	100
LSF DAB 2 B/W/G	Adaptable box 75 x 75 x 50	80/80/80
LSF DSO 2	1Gang Surface Box Plain	20
LSF DSO2/K	1Gang Surface Box with 20mm KO	20
LSF DST2	2 Gang Surface Box Plain	10
LSF DST2/K	2 Gang Surface Box with 20mm KO	10
LSF DFO2/AL	1 Gang Flush Mounting Box with 20mm KO	20
LSF DFT2/AL	2 Gang Flush Mounting Box with 20mm KO	10
LSF DLO3/DL T3	1 Gang / 2 Gang Dry Lining Box	20/10
LSF DSI 1	Industrial Application Box - Grey	10
LSF DAB 1	Architrave Box with 20mm KO	20
LSF DAB 4 B/W/G	Adaptable Box 100 x 100 x 75	30/30/30
LSF DAB 5 B/W/G	Adaptable Box 150 x 170 x 75	20/20/20
LSF DAB 6 B/W/G	Adaptable Box 150 x 150 x 75	14/14/14
LSF DAB 7 B/W/G	Adaptable Box 190 x 140 x 75	10/10/10
LSF DAB 8 B/W/G	Adaptable Box 225 x 225 x 75	6/6/6
LSF DAB 9 B/W/G	Adaptable Box 240 x 190 x 100	6/6/6
EDF 165	1 Gang Metal Box (1.1 mm) Steel Washer Terminal	200
EDF 166	1 Gang Metal Box (1.1 mm) Brass Washer Terminal	200
EDF 167	1 Gang Metal Box (1.1 mm) No Terminal	200
EDF 168	1 Gang Metal Box (1.1 mm) Brass Pillar Terminal	200
EDF 285	2 Gang Metal Box (1.1 mm) Steel Washer Terminal	100
EDF 286	2 Gang Metal Box (1.1 mm) Brass Washer Terminal	100
EDF 287	2 Gang Metal Box (1.1 mm) No Terminal	100
EDF 288	2 Gang Metal Box (1.1 mm) Brass Pillar Terminal	100
DBH 2/3	Heavy Gauge Bending Springs	1
DSG 2	PVC Sealing Cement 250ml with Applicator	24



- Circular Junction Boxes are available with back outlet
- Size: 2= 20mm, 3= 25mm, 4= 32mm, 5= 38mm, 6= 50mm



DECODUCT LSF (LOW SMOKE & FUME) CONDUITS, TRUNKING & ACCESSORIES

Decoduct LSF conduits trunking and accessories are the new range of electrical conduits manufactured by Interplast co. Ltd., Sharjah.

Decoduct LSF cable management systems meet all the mechanical and physical properties of rigid CMS and in the event of fire, the emission of smoke and fume is within safe levels and much lower than for normal rigid CMS.

CHARACTERISTICS OF DECODUCT LSF CONDUITS

MATERIAL	RIGID PVC - MODIFIED
SMOKE EMISSION / HCL EMISSION	ASTM E 662 / IEC 60754 - 1
LOI (ASTM 2863)	50% O ₂
UL 94 (UNDERWRITERS LABORATORY)	V0 PASSED
FLAMMABILITY	SELF EXTINGUISHING
VICAT SOFTENING TEMPERATURE	86° C
COEFFICIENT OF LINEAR EXPANSION	5.0 X 10 ⁻⁵ /°C
IMPACT RESISTANCE	TO THE REQUIREMENT OF BS EN 61386-21
CHEMICAL RESISTANCE	RESISTANT TO SOLUTIONS OF INORGANIC ACIDS ALKALIS AND SALTS. NOT AFFECTED BY MOST ORGANIC CHEMICALS EXCEPT KETONES AND CERTAIN AROMATIC COMPOUNDS
MECHANICAL & ELECTRICAL PROPERTIES	TO THE REQUIREMENTS OF BS EN 61386-21